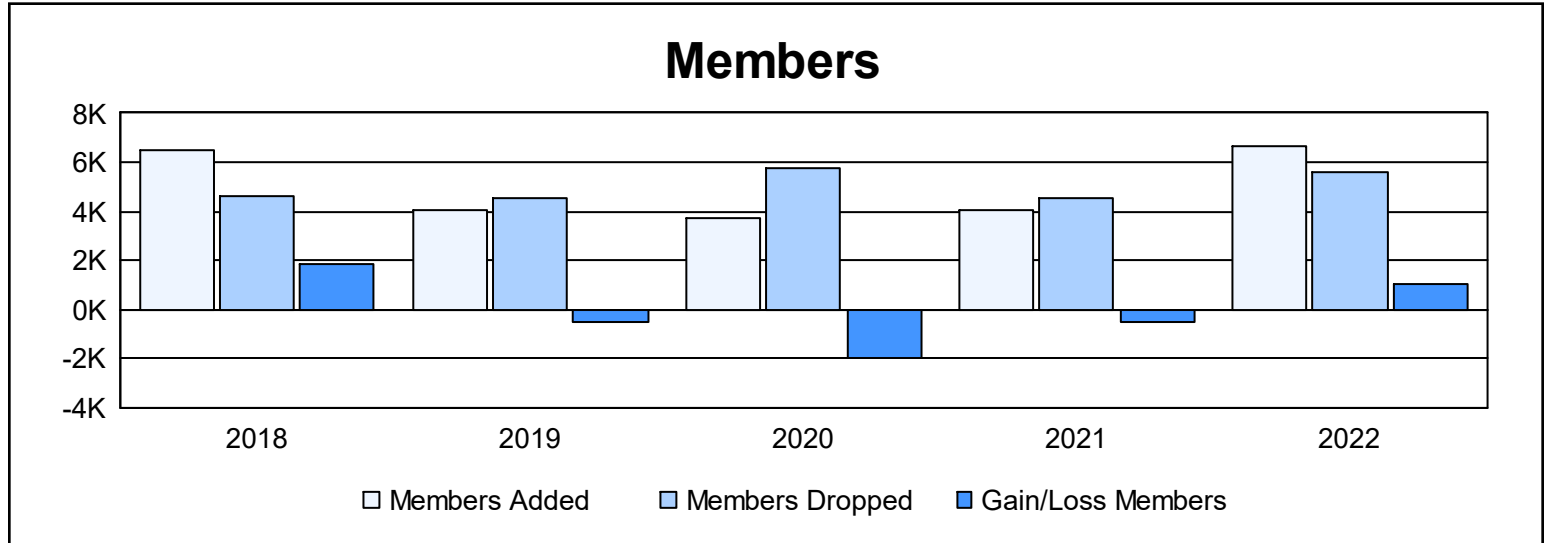
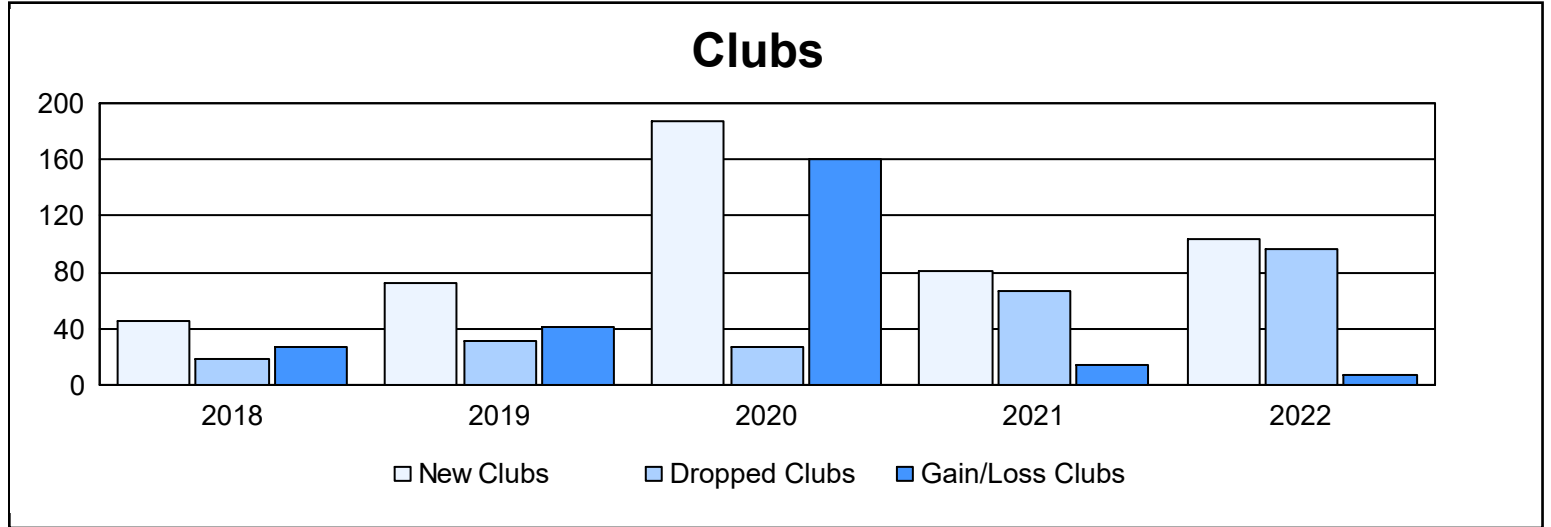
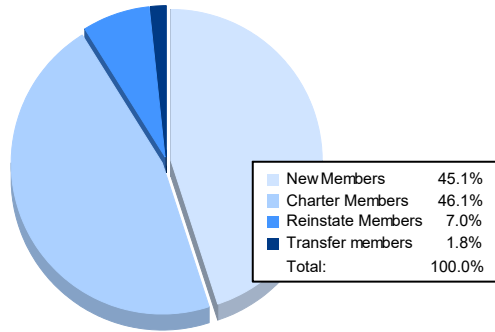


Year	New Clubs	Dropped Clubs	Gain/ Loss Clubs	New Members	Charter Members	Reinstate Members	Transfer Members	Total Member Added	Total Members Dropped	Gain/ Loss Members
2017-2018	46	19	27	4,078	1,930	447	45	6,500	4,645	1,855
2018-2019	73	31	42	2,011	1,461	529	63	4,064	4,548	-484
2019-2020	187	27	160	1,238	1,921	492	81	3,732	5,746	-2,014
2020-2021	81	67	14	2,128	1,458	378	58	4,022	4,529	-507
2021-2022	104	96	8	3,000	3,068	469	119	6,656	5,607	1,049
Average	98	48	50	2,491	1,968	463	73	4,995	5,015	-20



Membership Composition June 2022 Cumulative



Gender Composition June 2022 Cumulative

